

The use of percussion instruments in the enlightenment of early infant music education

Dan Zhao^a

Taiyuan Preschool Teacher's College, Angeles University Foundation, Taiyuan, Shanxi, China
^azhao.dan@auf.edu.ph

Keywords: Early music education enlightenment; infants; percussion instrument

Abstract: In the process of infant growth, the effective development of early enlightenment education can better promote the physical and mental development of infants. Because the auditory development of infants in the growth stage is faster than the visual development, so in the process of early education enlightenment, music education enlightenment is more in line with the law of the physical and mental development of infants. This paper then analyzes the use of percussion instruments in the enlightenment of infant and early music education.

This paper mainly discusses the importance of the early music enlightenment of infants, analyzes the significance of percussion instrument in the early music enlightenment of infants, and discusses the application strategy of percussion instrument in the early music enlightenment combined with the actual situation.

1. The importance of musical enlightenment in early childhood

0-3 years old is the most important period of life development, is also the golden period of brain development, the critical period of auditory development. We will call it 0-3 years old, or infancy. When enlightening infants and young children, we can adopt more scientific methods according to their acceptance ability, that is, the things and senses that infants and young children can hear, see, touch and understand, cause positive stimulation to the brain, promote the development of infants and young children's brain space, and lay a good foundation for the development of infants and young children's life. In the process of early childhood music enlightenment, the initial education is carried out from the basic training of the senses. In the human sensory organs, vision and hearing are considered high senses and are the main organs of aesthetic education.

At the same time, music is not only the art of sound, but also a strong technical art. In the process of early music enlightenment, infants and young children can according to their own physical and mental development situation to listen to music, feel music, late as infants age, infants and young children understanding, autonomous learning ability and application ability to gradually strengthen, can carry out the corresponding music rhythm practice, thus for children's auditory ability, rhythm, music and learning instrument playing skills such as basic music quality effective cultivation and promotion, thus let infants and young children in the development period can be the most appropriate early music enlightenment[1]. In the process of music enlightenment, teachers or

parents can make infants feel the rhythm of different music through relevant music, which is conducive to the intellectual development of infants and young children, mainly including memory, imagination and creative ability, and can also make infants and young children have more relaxed and pleasant tunes during the growth process, so that infants and young children are more stable, happy and calm. See Table 1.

Table 1 The importance of early musical enlightenment in infants and young children

The content of the musical enlightenment	For infants and young children	embody
sound	Hearing and memory	Music is first of all an auditory art. During the growth of infants, the playing of sound can improve the hearing, ability and memory ability of infants.
tone	Rhym and mood changes	The tone of music has a certain rhythm or slow or passionate, in the process of listening to infants can gradually master the rhythm of the tone, so as to improve their own sense of rhythm. At the same time, different tones can also make people feel the joy in music, thus stimulating the brain of infants, so that infants have positive emotional changes.
content	Imagination and thinking direction	There will be tone and music in the process of playing. Since then, the two parts of positive content and the corresponding text expression can cultivate the imagination ability and thinking direction of infants.

2. The significance of the use of percussion instruments in the early childhood music enlightenment

2.1 Introduction to music for infants and young children to reduce the abstraction of music learning

In the growth process of infants and young children, their curiosity about the things around them is also increasing. For babies, they prefer to observe the new things around them, and have a long time of attention and positive thinking on the characteristics and appearance of things. For young children, their nature is active and playful In the process of growing up, I will like new things, interesting toys more. The percussion instrument, as an instrument that can produce effects by means of beating, shaking, rubbing and scraping, can produce a certain melody and rhythm during the movement of infants, so as to effectively attract the attention of infants and guide infants to carry out corresponding exercise exercises. For example, at the present stage, there are many toys derived from percussion instruments in the market in China, and the most common and traditional percussion instrument toy is the rattle drum. In the rotation of infants, the two small balls of the rattle can be hit on the drum surface, thus producing a certain rhythm. This type of percussion toy is the first musical introduction for infants and toddlers growing up. In the daily life stage of infants, this type of toy is essential, which reduces the strangeness of infants to music, and reduces the abstraction of infants in music learning in the later stage.

2.2 Percussion instruments to promote the development of children's musical literacy

German musicologist and music educator Orff believes that percussion is one of the most important instruments that mankind should learn, and it is also the most easy instrument for

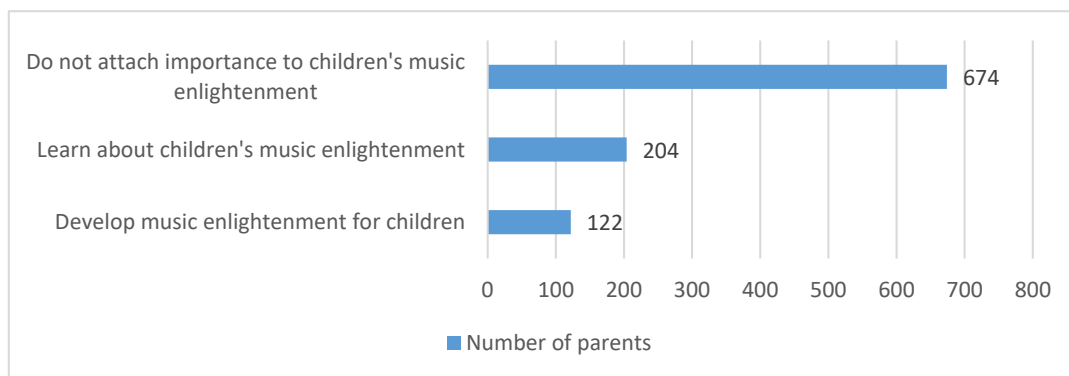
children to learn in modern society. When infants begin to contact and practice percussion instruments, they will perform the percussion instruments through their own large muscle movements. In this process, children can change the rhythm of the music according to their own movements, so that children can make a variety of attempts through their own ability. In the growth of infants, the practice and playing of percussion instruments is the simplest way of music learning music. Some three-year-old children have entered the kindergarten. At this stage, the teachers in the kindergarten will learn, appreciate and play the percussion instruments. In this process, it can effectively stimulate children's interest in music, enhance children's sense of music, so that children can improve their ability to hear the rhythm. Therefore, in the growth stage of infants and children, the learning and practice of percussion instruments is the easiest way of a music learning, which can also enable children to constantly improve their creativity and exploration ability in the learning process, so as to bring children the corresponding successful emotional experience.

3. The use of percussion instruments in the early childhood music enlightenment

3.1 Parents have little knowledge of music enlightenment

Domestic parents for infant early music enlightenment, most parents do not understand the main role of music enlightenment and way, for infants and young children during the growth of the early music enlightenment, the overall attention degree is not enough, according to the survey, such as table 2, domestic parents for children's music enlightenment education cognitive level significantly poor. Although some parents realize the importance of music enlightenment, during this period, their main purpose is to let their children learn Musical Instruments, which leads to a great deviation in the main ideas and ways of music enlightenment, which can neither stimulate the interest of infants and young children, but also make infants and young children have a certain resistance to music.

Table 2 Music enlightenment of parents of children



3.2 The number and types of percussion instruments are small

In the growth process of infants, the things contained around them and the environment of daily life have a great impact on the various abilities of infants. First, the daily living environment of infants and young children is analyzed. As infants stay at home in most of the growth stage, some parents know little about July 7 and do not pay attention to early music enlightenment. As a result, the living environment of infants will only include fewer types of percussion instruments, and the number and types of percussion instruments in toy families are less. Secondly, the internal percussion instruments in the kindergarten are analyzed [2]. Because some children about three years old will go to the kindergarten for the preliminary enlightenment teaching. However, most of the internal equipment in kindergartens in China will contain a small number of percussion

instruments, and it will only be used in open classes. In this case, due to the long time and small number of some percussion instruments in the park, and some instruments are destroyed, the overall number of percussion instruments in the park cannot meet the use and practice of all children in the park, so that children are far from enough understanding and understanding of percussion instruments in the growth process.

3.3 Percussion activities are relatively simple in the development form

In the above has explicitly discussed some parents for the early music enlightenment percussion instruments know less, less seriously, thus makes the infants in the growing process of growth, within the family, percussion activities is less, the overall form is relatively single, most of the parents to infant attention in the form of percussion, but not some rhythm of beating, making percussion instruments in the process of using cannot cultivate the music literacy of infants and young children. When children enter the kindergarten, some teachers will organize percussion activities. General preschool teachers will select a ready-made play teaching AIDS and more convenient activities to organize teaching, so in the park percussion activities, the overall presentation form is relatively single, the content design is not novel, cannot effectively stimulate children's interest, improve children's curiosity and practice for percussion instruments desire.

4. The use strategy of percussion instruments in the early childhood music enlightenment

In the process of the early infant music enlightenment, the use of percussion instruments should be analyzed for the physical and mental development of infants and young children, combined with the infant present ability of feeling, cognitive detailed understanding, to develop the gradual way of percussion application, increase the understanding of percussion, knowledge and application, so as to effectively carry out the early infant music enlightenment. Combined with Xie Miao's "three progressive" and "new samples" in children's percussion music, this paper analyzes the three steps of children's moon blowing learning in the literature and integrates them effectively with its own research content, thus proposing three links of percussion music enlightenment for children: beginners, shallow learning and deep learning. Can feel, play, play and create in percussion music, play the role of early percussion music enlightenment, and cultivate the musical literacy of infants and young children.

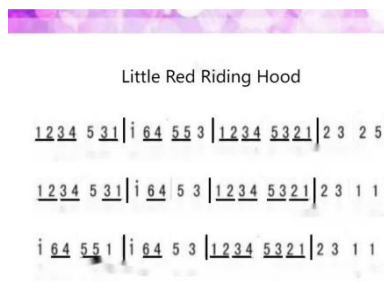
4.1 Beginners: perception in play

In order to ensure that percussion instruments can play their due role in the process of early music enlightenment for infants and children, and cultivate the perceptual ability, rhythm and musical ability of infants and children, it is necessary to increase the corresponding atmosphere of percussion instruments in daily life.

First of all, infants and young children in the process of growth, because of its physical and mental development is not perfect, most of the baby in the initial can simply take the corresponding items, at this stage, parents can purchase more common small percussion instruments, such as bell, bell, ringdrum, triangle iron, etc., thus, during the baby can have the corresponding percussion, with children to play the appearance of percussion, feeling form, etc.

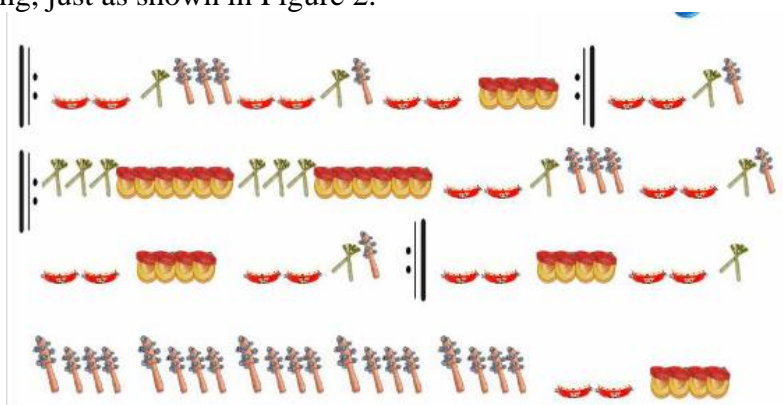
Second, in the infants and young children growth stage, for the perception of parents, so in the infants and young children in early music in the process of the enlightenment, parents can combine percussion map teaching way, to show infants and young children different songs, thus let infants and young children feel the rhythm of the related music. When parents use the general notation to perform percussion instruments, they can analyze them from the following three aspects, so as to attract the attention of infants and improve their interest in percussion instruments.1, interesting

settings for the graph graph spectrum. Graphics is using different patterns to show the overall distribution of the device, so in the parents setting and learning graphics spectrum process, can use relatively novel geometric graphics analogy to graphics and visualization graphics, through different color choice, to ensure that the graph can present a variety of interesting form, thus attract the attention of infants and young children.2, the total action spectrum. The total action spectrum is mainly the expression of the overall distribution of the mating device by using different actions. For example, in the music "Little Red Riding Hood", we clap our hands to express the tambourine and sand ball, clap the head to touch the bell, and clap the shoulder to express the wooden fish [3], just as shown in Figure 1.



1Figure 1 Percussion instrument map of Little Red Riding Hood

Therefore, when parents design the movements in the performance of percussion instruments, they can refer to the corresponding early education videos. Through the amplification and visualization of their own movements, the corresponding antics can be increased to attract the interest of infants, so that infants can feel happy emotions in the process of listening to the rhythm of the music.3. In the process of playing percussion instruments, the phonetic general music will also match the application of the instrument, and the change of rhythm reflects some elephant acoustic words or meaningless syllables. For example, the first sentence of Turkish March is written in a phonetic summary: ding-ding-la la la la la la la Bang bang bang bang bang bang bang bang bang bang bang, just as shown in Figure 2.



2Figure 2 Percussion instrument map of Turkish March

In the process of parents performing percussion instruments, it can be combined with the phonetic spectrum of the repertoire, so that infants can more obviously feel the tone changes during the performance of percussion instruments [4]. At the same time, during the playing period, children can also give the corresponding percussion instruments, so that children can change the rhythm of the parents of rhythmic performance, so that children can initially perceive the musical characteristics of percussion instruments, so that children can perceive the musical elements contained in the percussion music in playing [5].

By integrating percussion instruments into children's music education, it can effectively promote the formation and development of children's music literacy through the in-depth excavation of the sense of rhythm and rhythm in percussion teaching. The initial learning process of percussion instruments can effectively promote the development and improvement of children's musical rhythm and perception ability, as shown in Table 3. With the rational application of percussion instruments in children's music teaching, the optimization and improvement of children's music perception and understanding are effectively realized.

Table 3 Before and after the development comparison of young children's music perception ability

Children's music perception ability	Initial formation of perceptual ability		Initial perception ability		Not yet aware	
	Number / number	percentage /%	Number / number	percentage /%	Number / number	percentage /%
before measurement	13	31.7	19	46.3	9	21.9
aftertest	18	43.9	20	48.7	3	7.3

4.2 Shallow study: expression in play

4.2.1 Watch and listen to feel the musical charm of percussion instruments

Because in infant stage of children's attention time is shorter, so in the process of percussion learning and play, parents and teachers should adopt more diversified fun means, let infants and young children can long attention and the performance of percussion instruments, thus brings infant visual and auditory impact and stimulation, attract the interest of infants and young children. For example, during the growth of infants and children, parents or teachers can play videos and animations related to percussion instruments, which can bring visual and auditory effects on infants and children [6]. Such percussion instruments, learning and play can effectively mobilize infants and young children's hands, eyes, ears, brain multisensory experience, so as to better help infants and young children build the connection between image and music, thus stimulate the infants and young children for music emotion, mood, rhythm change experience, make infants and young children can really feel percussion music charm [7]. Children's percussion instruments can promote the development and improvement of infant hearing and memory, rhythm and emotional change, imagination and thinking through their vivid teaching advantages. We made a comparative analysis of the test results before and after using percussion instruments, and analyzed the average scores of children according to the data, as shown in Table 4.

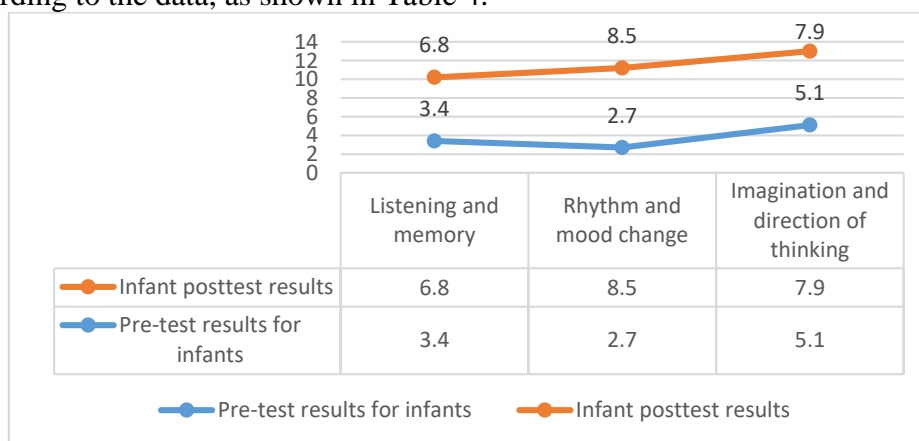


Table 4 Measurement and comparison of the teaching effect of percussion music for young children

4.2.2 Watch the analysis, feel the variety of the strike map interesting

In the process of early childhood music enlightenment, the main performance advantage of percussion music is that its rhythm and tone can better attract the attention of infants and children[8]. However, the author believes that in order to promote children's interest in music and effectively cultivate children's music literacy, it is also necessary to combine picture books related to percussion instruments in the process of its application, so as to combine music with picture books and improve children's understanding and expression ability of picture books [9]. As different picture books will give more vivid descriptions of the relevant story content, there will be rich and interesting images. Colorful colors can better guide children to understand the music and stimulate their different feelings. Next, this paper integrates the picture books suitable for children to read in the growth process, and briefly analyzes the names of the picture books with the corresponding percussion music [10], such as Table 5.

Table 5 Corresponding analysis of picture books and percussion instruments





Picture book name	Corresponding percussion
<i>"Hen Rose goes for a walk."</i>	<i>"Hen Rose goes for a walk."</i> The main description of this picture book is that the greedy fox happened in the process of catching the hen, and all kinds of strange voices happened. In the process of reading this picture book, parents can guide children to analyze the image of the picture book, and tell children about the characteristics of different sounds. Therefore, children can try to use percussion instruments to simulate, so as to guide children to perform with sound.
<i>The big bad Wolf marries the bride"</i>	The Wolf to marry the bride this picture book mainly for the Wolf in the process of the bride of the instrument and sound, so in parents guide children, picture books in the process of reading, can use the existing jar and box from the corresponding percussion instruments, thus let children in the process of beating and hit the Wolf marry the bride in the different plot.
<i>"The Leaf Bird"</i>	The picture book "Leaf Bird" mainly tells the form of leaves flying in the air, and can also show different shapes in the process of leaves flying. In the process of children reading picture books, parents can use percussion instruments to produce corresponding sounds, so that children can imitate the form of leaves flying in the air. In the process of reading and application, this picture book will focus more on children's ability to express music. Therefore, the reading of picture books can be carried out for children around the third grade.

4.3 In-depth study: create in play

The application of percussion instruments in the process of early childhood musical enlightenment needs to pay attention to the number and specific type of percussion instruments[11]. In the growth process of infants and children, if there are percussion instruments with various materials to choose, then they can better meet the actual needs of infants and children, so that they can experience different music in the process of growth, so as to improve the hearing ability of infants and children[12]. Musical ability, rhythm perception ability, etc. Play to create this content, mainly for about three years old children to discuss. In daily life and in kindergarten, many materials can create corresponding percussion instruments through their own production, such as bowls, POTS, bowls and bottles, which can make different sounds under several children and produce different rhythms, thus triggering children's exploration of different voices[13]. Therefore, in the process of children's growth, parents and preschool teachers can use materials to cultivate the

creative ability of infants. The classification of self-made percussion instrument materials involved in daily life is as follows as Table 6.

Table 6 Self-made percussion instruments

type	Production and application of materials and production methods
Shock instrument	<p>Making materials: beverage bottles, scissors, adhesive tape, colored cotton paper, red beans, corn kernels or stones, etc.</p> <p>Making method: accompanied by parents, children can be empty bottle with corresponding stones or red beans, etc., and the bottle of mouth with adhesive tape paste, another in the same way, after making can in the bottle according to their be fond of using corresponding cotton paper paste and decoration, thus finished the relatively simple shaking Musical Instruments, just as shown in Figure 3 and 4.</p> <div style="display: flex; justify-content: space-around;">   </div> <p style="text-align: center;">Figure 3 Production process 1 Figure 4 Making the finished product</p>
Drum-type percussion instrument production	<p>Making materials: old pot, bowl, vase or bucket, balloon, scissors, duct tape.</p> <p>Making process: will take the lead to prepare the old pot bowl and has a certain depth of the body container as a drum, the subsequent accompanied by parents to the balloon into the inside, and cut to a shorter tape around the balloon on the drum around, thus made the drum, subsequent children can use, stick to hit, just as shown in Figure 5 and Figure 6.</p> <div style="display: flex; justify-content: space-around;">   </div> <p style="text-align: center;">Figure 5 Manufacturing process 1 Figure 6 Making the finished product</p>

5. Conclusion

To sum up, the use of percussion instruments in the early music enlightenment of infants and young children needs to be analyzed according to the actual situation of parents. According to the development law of infants and young children, different ways of enlightenment are formulated, so as to ensure the development of early music enlightenment, which can be more in line with the physical and mental development of infants and young children. This paper discusses the three application links of the early application and enlightenment of infant percussion instruments, including beginners, shallow learning and in-depth learning, so as to increase the understanding of infant percussion instruments and cultivate the musical literacy of young children.

References

- [1] Huang Liuqing. *The use of self-made percussion instruments in children's music teaching* [J]. *Youth Diary: Education and Teaching Research*, 2018 (7): 1.
- [2] Zhou Dajun. *Practical exploration of self-made percussion instruments in music teaching in rural kindergartens* [J]. *Contemporary Family Education*, 2019 (10).
- [3] Chen Xing. *Training study on children's cooperative communication ability in percussion instrument playing activities* [J]. *Chinese Youth*, 2018 (18): 1.
- [4] Jia Liangbin. *Analysis of the cultivation path of percussion instrument playing activities and children's cooperation ability* [J]. *Curriculum Education Research*, 2020 (6): 1.
- [5] Yang Meng. *The role of Orff music in children's music enlightenment education* [J]. *New generation: Theoretical Edition*, 2019 (6): 1.
- [6] Zou Xiuli, Qiao Lixia. *On the significance of children's percussion music in music teaching* [J]. *Shenzhou*, 2018 (31): 1.
- [7] The Roland Digital Music Education Group. *What exactly is the right children's music enlightenment?*[J]. *Instrument Instrument*, 2018 (4): 2.
- [8] Tian Cui. *On the Importance of Rhythm in Children's Music Enlightenment Education* [C] / *2019 Symposium on Educational Informatization and Educational Technology Innovation (Chengdu Conference)*.2019.
- [9] Zou Mingjun. *On the Enlightenment role of Orff music teaching method in children's music education* [J]. *Chinese Science and Technology Journal Database (full-text edition) Educational Science*, 2023 (4): 4.
- [10] Tian Lu. *How to use rhythm in children's music enlightenment education* [J]. *Read and write: middle*, 2021 (10): 0373-0373.
- [11] Wang Suyan. *Discuss the cultivation strategy of music percussion teaching on children's sense of rhythm* [J]. *New generation: Theoretical Edition*, 2021 (6): 1.
- [12] Huang Xia. *Research on the strategies of improving the sense of rhythm of senior children in percussion performance activities* [J]. *New Course*, 2020.
- [13] Fan Miao. *Children percussion "three learning gradual" new form* [J]. *Early Education*, 2021 (52): 45-47.